



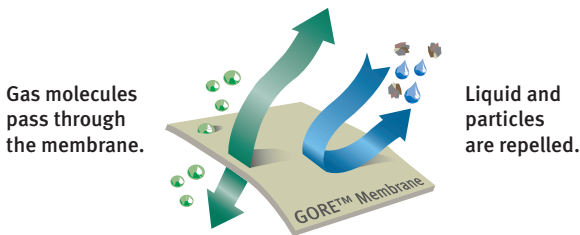
GORE® Turbine Filters

More Power, Less Wear

Z-Panel Filter – H12/E12

MORE POWER


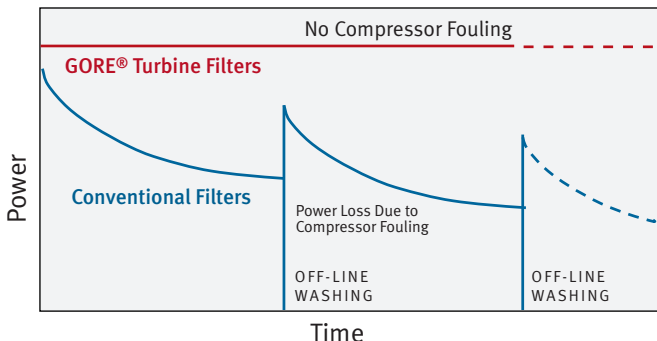
GORE® Turbine Filters optimize power output by eliminating performance reducing deposits in your compressor section. Their outstanding H12/E12 filtration efficiency keeps out at least 99.5% of contaminants at the most penetrating particle size (~0.1 µm). This stops power losses while reducing your fuel consumption and associated CO₂ and NO_x emissions. Machine availability and reliability are also significantly increased because there is no need to stop the turbine for off-line compressor washing.



LESS WEAR


GORE® Turbine Filters significantly reduce your maintenance costs while increasing compressor and turbine lifetimes. Unlike current air intake filters, they capture at least 99.5% of atmospheric particles, and have a unique patented filter media that is waterproof and provides reliable protection from corrosive salts. This reduces unexpected failures and major outages by preventing both fine and corrosive particulates from reaching the engine. GORE® Turbine Filters also directly replace your existing filters with no modifications required to filter housing.

Effect of Compressor Fouling on Power Output



KEY FEATURES

- > 99.5% Filtration Efficiency at MPPS (H12/E12)
- Very Low Initial Pressure Drop
- Long Lifetime With Only One Prefilter Stage
- Watertight and Salt Repellent
- High Burst Pressure



KEY BENEFITS

- Higher Power Output
- Increased Turbine Availability
- No Filter House Modifications Required
- Less Fuel Costs
- Less Maintenance Costs



GORE® Turbine Filters

More Power, Less Wear

Construction Materials

Filter Media	Fully synthetic composite with ePTFE membrane
Frame	Polymer
Potting	Polyurethane
Gasket	PU foam

Application Performance

Efficiency	H12/E12 according to EN 1822 Min. 99.5 % @ MPPS
Wet Burst Pressure	> 6200 Pa (25" wc)*
Initial Pressure Drop	135 Pa @ 3400 m ³ /h (0.53" wc @ 2000 cfm) 180 Pa @ 4250 m ³ /h (0.71" wc @ 2500 cfm)

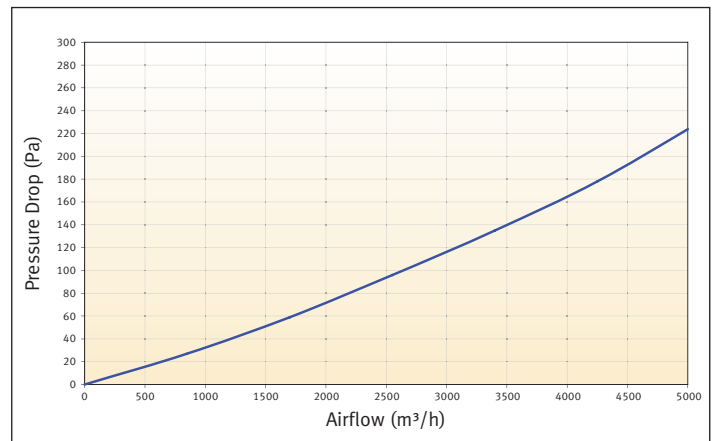
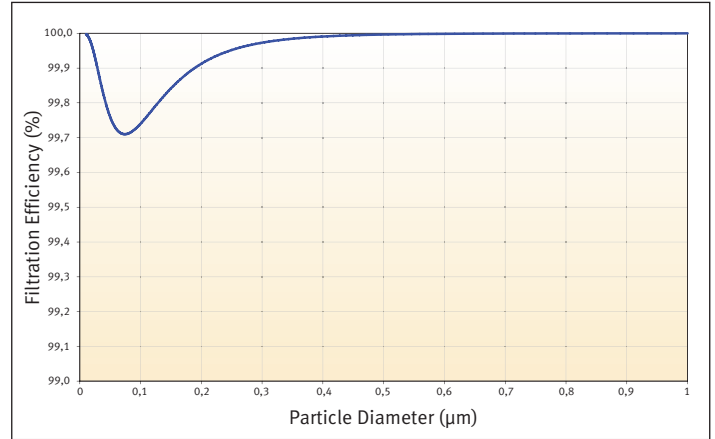
Nominal Dimensions

Frame (width x height)	592 x 592 mm (23.31" x 23.31")
Frame thickness	25 mm (0.98")
Immersion depth (clean side)	288 mm (11.34")
Immersion depth (dirty side)	313 mm (12.32")
Min. required clearance (width x height)	406 x 549 mm (15.98" x 21.61")

Direct replacement of most conventional filters with no modifications required to filter housing.

* maintained throughout filter life

Highest Efficiency at Lowest Pressure Drop



All data expressed as typical values. Please contact W. L. Gore & Associates directly to confirm current information and to verify data for a specific part number. Specifications are subject to change.

Contact a Gore specialist for assistance in determining the appropriate GORE® Turbine Filter for your specific application.

FOR INDUSTRIAL USE ONLY.

Not for use in food, drug, cosmetic or medical device manufacturing, processing, or packaging operations.

www.gore.com/turbinefilters

E-Mail: turbinefilters@wlgore.com

GORE and designs are trademarks of W. L. Gore & Associates
© 2012-2017 W. L. Gore & Associates, Inc.

W. L. Gore & Associates

Americas
W. L. Gore & Associates, Inc.
101 Lewisville Road
Elkton, MD 21921
USA
Phone: +1 410 392 3300
Fax: +1 410 398 6624

Europe
W. L. Gore & Associates GmbH
Wernher-von-Braun-Strasse 18
D-85640 Putzbrunn
Germany
Phone: +49 89 4612-2211
Fax: +49 89 4612-2302

Middle East
W. L. Gore & Associates GmbH Middle East - Abu Dhabi
P.O. Box 11 44 70
Abu Dhabi
UAE
Phone: +971 2 5089444
Fax: +971 2 5089445

